


VOLKSWAGEN

AKTIENGESELLSCHAFT



The Beissbarth VAS-Equipment Program

Now with new tyre service technology











Equipment technology from Germany. For better service and higher return on investment.

The equipment depicted in this brochure show through their provision of innovative technical details and product quality what you can expect from a traditional German manufacturer.
Recommended by VOLKSWAGEN.



A consequence of this product development is the close cooperation of VOLKSWAGEN with Beissbarth, the well-known German manufacturer for workshop equipment from Munich. Beissbarth, in the year 1899, introduced the first passenger car into Bavaria and has been exclusively occupied with the car and the development of workshop equipment since then. For decades, ideas that have had only one goal in mind have been mutually implemented in this way: By increasing the profitability of any VOLKSWAGEN partner operation in the provision of services.

Contents

		4-Post Lift Measurement and alignment station	4-7
		Wheel Alignment	8-17
		Wheel Balancers	18-23
		Tyre Changers	24-33
		Vehicle Testing	34-39

Factory customer service:

Beissbarth and certified partners assist you onsite with the installation, training, device assembly and maintenance – worldwide with partners in more than 90 countries.

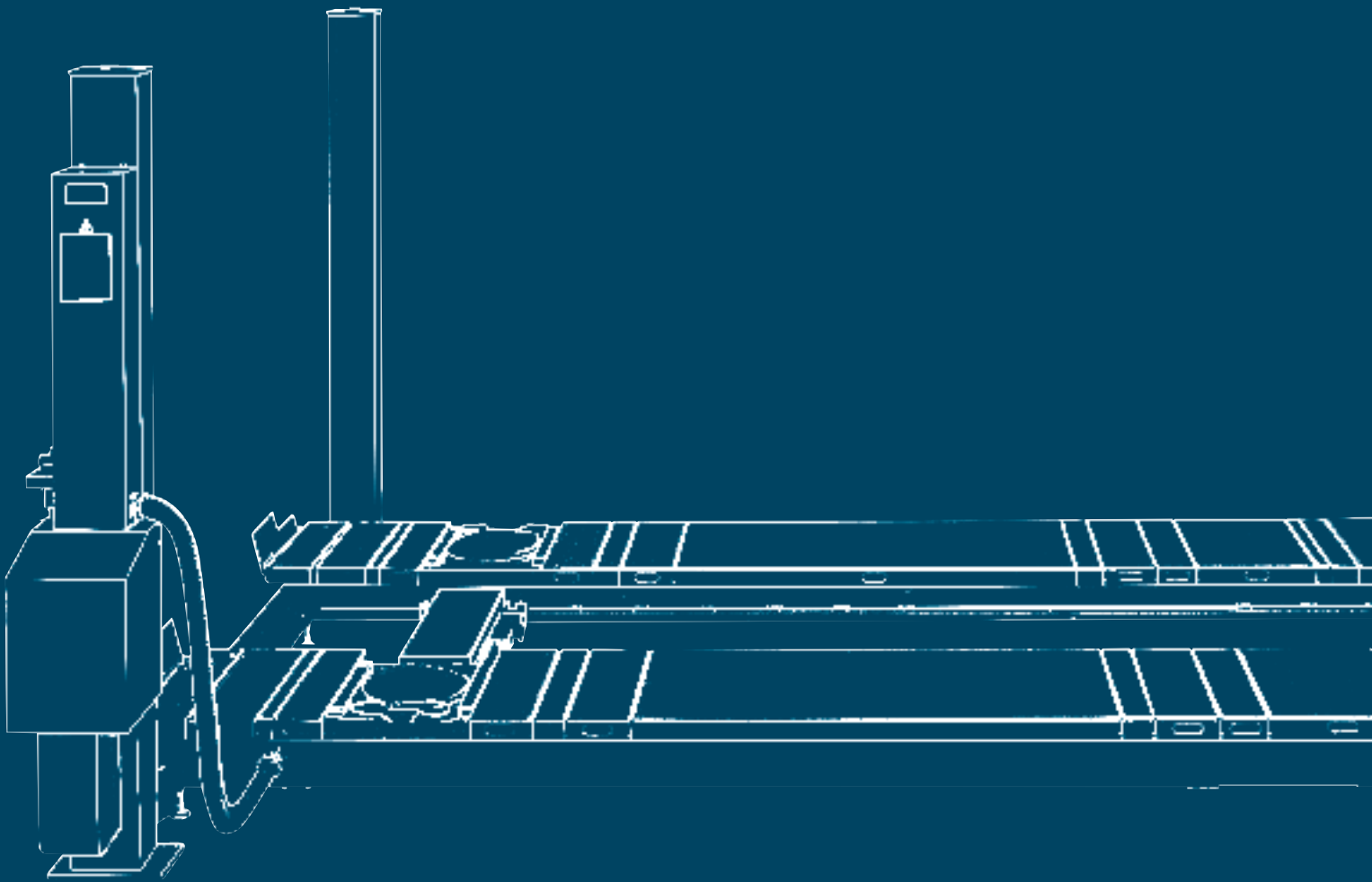
Software Centre:

Technical documents, vehicle target data and marketing material can be downloaded immediately: www.beissbarth.com


Despite meticulous editing, changes to the technology and scope of delivery are reserved. Some images may depict special accessories or similar variants.

4-Post Lift

VAS 772 001



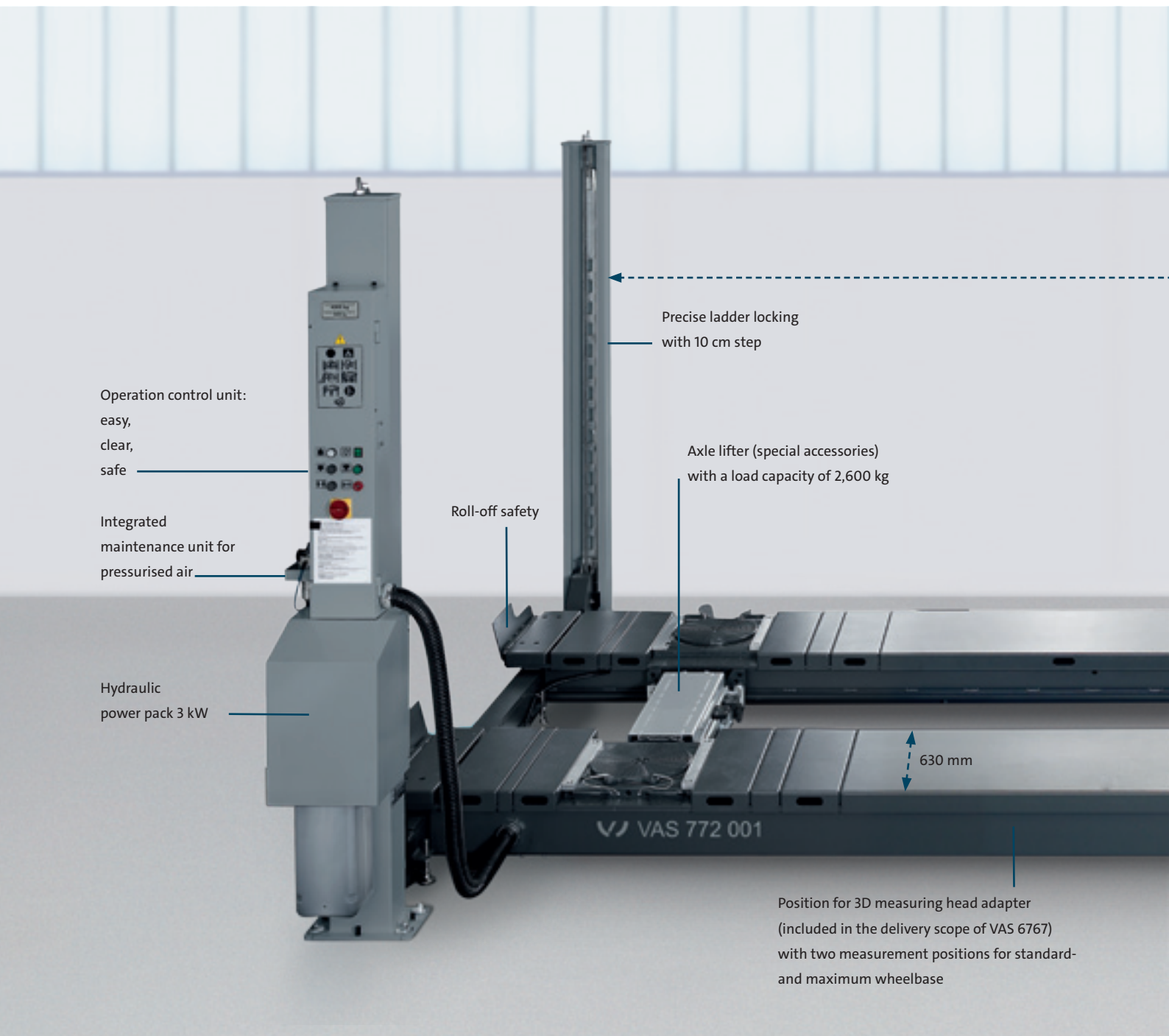
**The classic in the area of
levelled workplaces.**



VAS 772 001: Stable, precise, levelled. Everything that makes a VW-specific workplace truly efficient.

VAS 772 001: The new lifting platform for measurement, adjustment and calibration.

The affordable price/performance ratio, the variable implementation possibilities, the unproblematic setup and the simple operation make the 4-pillar lifting platform an attractive option for service operations. Today more than ever.



Facts:

- Electrohydraulic propulsion of up to 4,000 kg load capacity
- Strengthened construction (net weight 2,600 kg) ensures stability and extreme precision
- Extra wide drive through width of 3 m
- Deposit mechanism for standard chassis measurement
- Fine-adjustable rails for crossbar
- Geometric measurements of the rails, specially designed for VOLKSWAGEN vehicles
- Specific drilling pattern in the rails for attachment of filling pieces or attachment of turntables

VAS 772 001

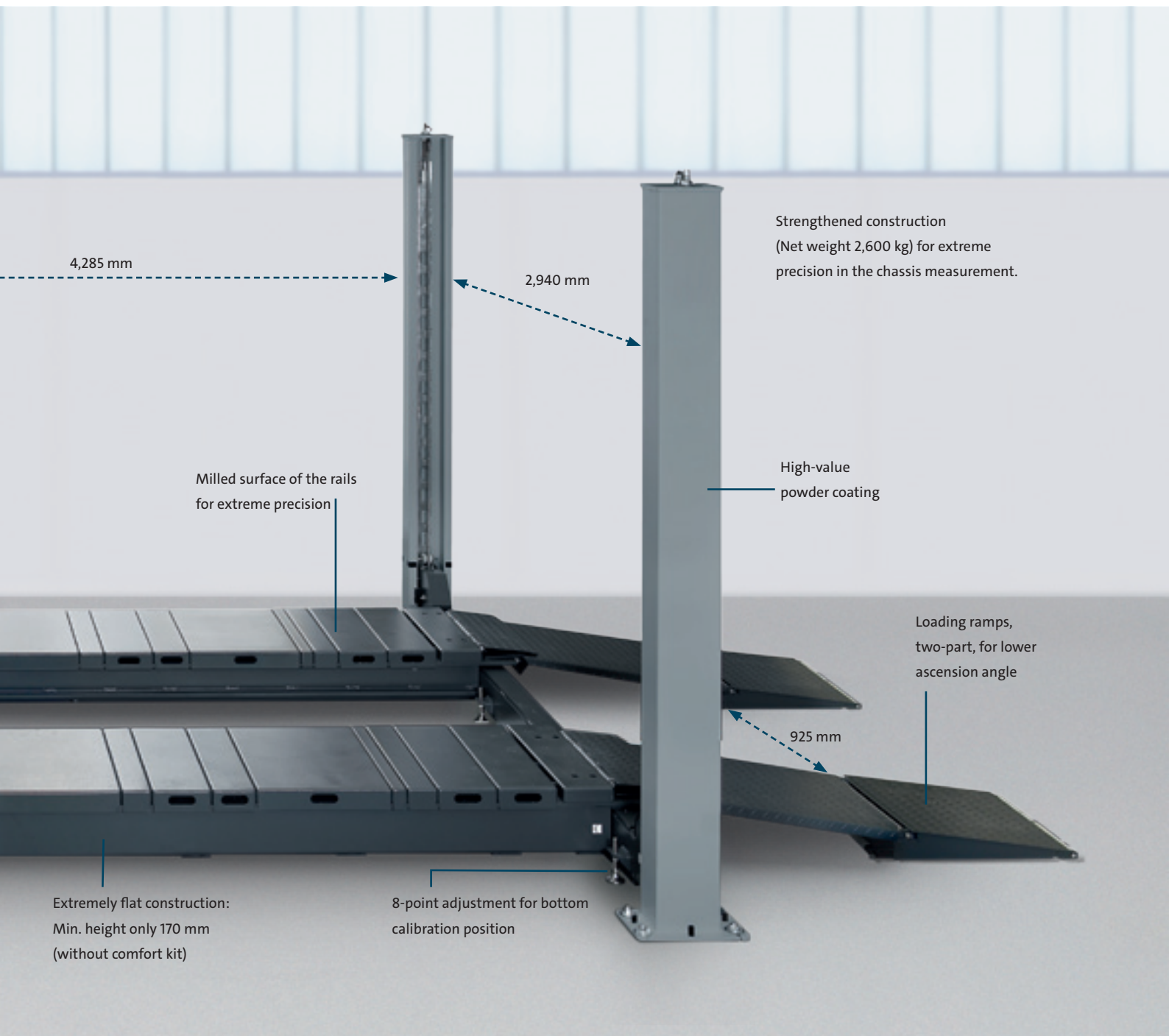
ASE 772 001 80 000

Technical data:

Measurements	6,351 x 3,623 x 2,324 mm
Power supplies	3 x 400 V / 50 Hz, E+N / 16 A
Load capacity	4,000 kg
Max. lifting height	1,920 mm
Lifting time	45 s
Rail length	4,700 mm
Longitudinal distance between posts	4,285 mm
Rail width	630 mm
Drive through width	2,940 mm
Distance between the rails	925 mm

Accessories:

Axle lifter, carrying capacity 2.6 t	Ord.-No. 1 692 871 103
LED-lighting-kit	Ord.-No. 1 692 871 102

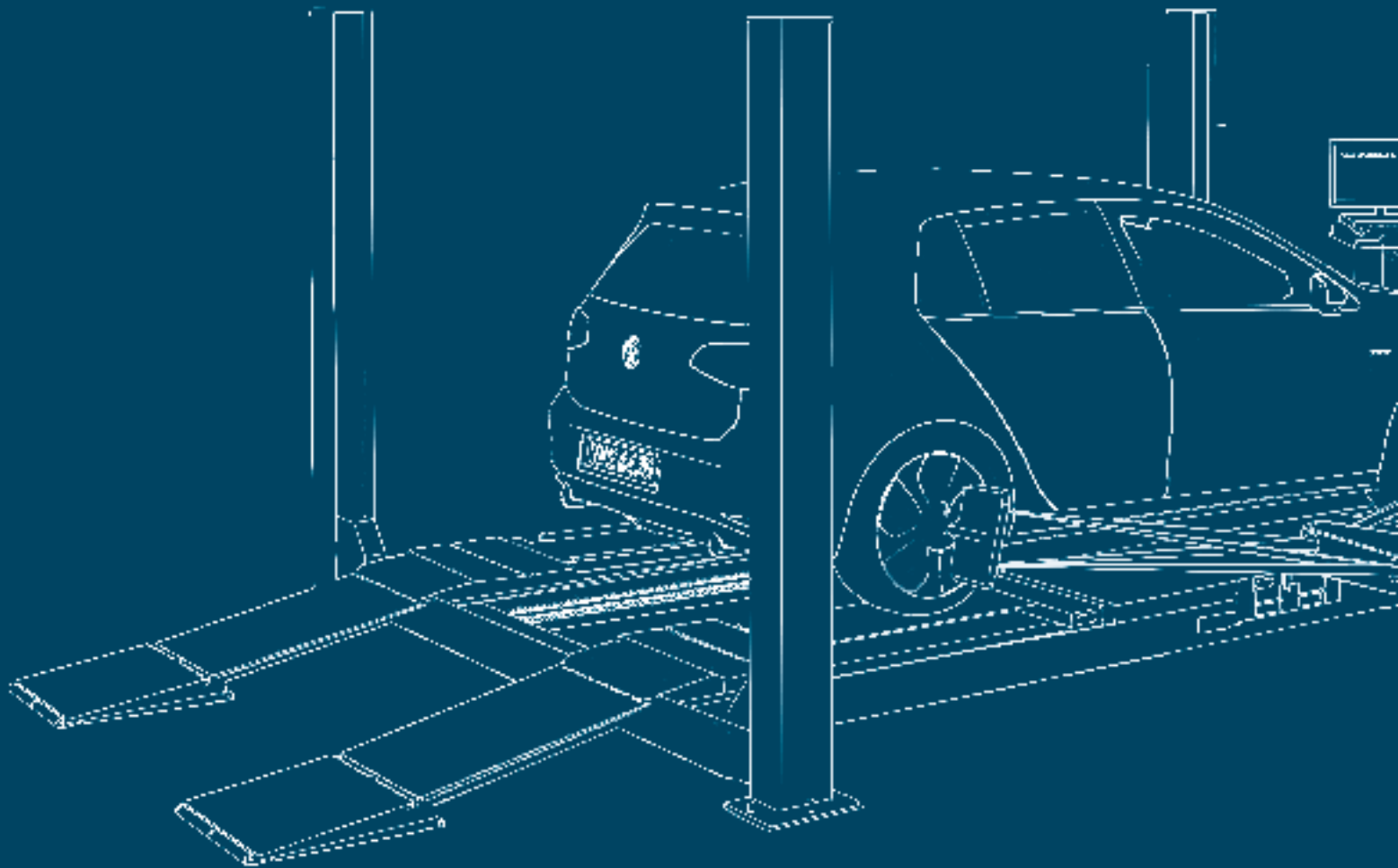


Wheel Alignment

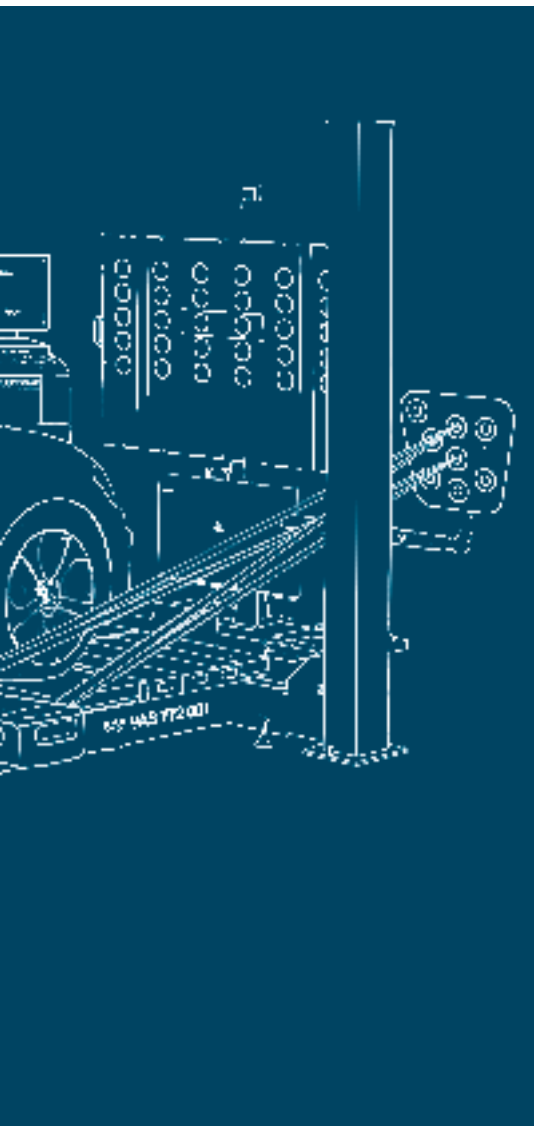
VAS 6767

VAG 1813 F / VAG 1995 K

VAS 6595



Wheel alignment with 3D-technology.
Or measurement with CCD-technology.
You have the choice.



VAS 6767: Axle measurement with 3D-technology. Precise, quick, mobile implementation with short setup times.

Wheel alignment according to provisions of VOLKSWAGEN.

The 3D-axle measurement is based on the Beissbarth Stereo Camera measurement system with triangulation. For a high level of precision.



Facts:

- Extremely precise measurement for toe and camber: ± 2 angular minutes
- High measurement and repeat accuracy in all working heights, since the sensors are raised with the lifting platform
- Built-in reference system with CCD-cameras
- Fast complete measurement in less than 7 minutes up to protocol printout
- Measurement indication in realtime with target data comparison on 19" TFT-monitor
- Driving or rolling run-out when calibrating at the floor level, no free lifting of the vehicle necessary
- Easily portable, shockproof sensors with integrated reference system do not require any calibration during installation
- Low space requirement, no space in front of or behind the lifting platform required
- Sensors are mobile, no hindering fixed installation required
- Standard with large universal foreign vehicle-target databank with more than 130 vehicle manufacturers, update via Internet
- FAS-measurement boards for VAS 6430 standard alignment equipment
- With the innovative magnetic fastener, the measurement boards for the 3D-chassis measurement are simply fastened to the wheel bolt
- Optional with automatic height measurement

VAS 6767

ASE 423 141 00 000



Absolute precision through two cameras per sensor.



The measurement boards are attached quickly by means of magnetic fasteners.



Magnetic fasteners



The following also ensures precision: All work processes are monitor-supported, such as the calibration of the track departure warning system.

Databank with original adjustment data of all VOLKSWAGEN AG vehicles.

Technical data:

Workplace:

- Adjustable to axle measurement axle platforms and pits
- Required width approx. 600 mm per side in addition to the overall dimension of the rail

Dimensions and weight:

Cabinet with sensors (HxWxD)	1,520 x 1,180 x 770 mm
Weight	110 kg
Sensor (HxWxD)	150 x 370 x 650 mm
Weight	~9.3 kg

Power supply unit:

Input voltage	100 to 240 V AC (10A)
Input frequency	50 to 60 Hz
Output	0.5 kW

Measurable vehicles:

Passenger cars and light trucks	up to 3.5 t
Wheelbases from 180 cm to 340 cm with standard measurement boards on the rear axle, up to 430 cm with larger measurement boards on the rear axle	

Measurement possibilities

measurement-precision in measurement-value range


1. Total toe (front + rear axle)	± 4'	± 2°
2. Individual toe (front + rear)	± 2'	± 2°
3. Camber (front + rear)	± 2'	± 3°
4. Wheel misalignment (front + rear)	± 2'	± 2°
5. Axle angle	± 2'	± 2°
6. Castor	± 4'	± 18°
7. Steering axis inclination	± 4'	± 18°
8. Toe out on turns	± 4'	± 20°
9. Castor-correction range	± 4'	± 7°
10. Wheel base difference	± 3'	± 2°
11. Side offset left/right	± 3'	± 2°
12. Track width difference	± 3'	± 2°
13. Axle offset (rear axle)	± 3'	± 2°
14. Max. Steering lock	± 4'	± 43°



VAS 6767 Measurement system for the application of client PC-technology.



Optional: Ride height markers available for dynamic measurement.



The ride height markers are only to be used in association with the chassis measurement system VAS 6767.

VAS 6767/1* ASE 423 142 00 000 *

* Ordering only via OTLG-Kassel

VAS 6767: Accessories for all cases.

Depending on workshop equipment, you need:

Multi-fit universal holder (set with 4 items) for the attachment of measurement boards to the wheel. Clamping distance of 13-22, optional 28". New: Torque limiter for the prevention of damage to rim or wheel. Simply replace "click-in-claws" without using tools	BB-Nr: 1 690 311 089
Multi-fit special claws (set with 4 items). Click-in-claws for Softline rims, RFT and low-profile tyres (double-sided design of the claws)	BB-Nr: 1 690 311 114
Multi-fit truck-claws (set with 4 units) - Click-in claws optimal for trucks	BB-Nr: 1 690 311 115
Cable set (2 cables at 15 m; special length 25 m by request) for left and right sensors with two LAN cables and supply line	BB-Nr: 1 690 701 163
2 sliding plates, long	BB-Nr: 1 690 401 004
Drive-on ramp, short, for sliding plates for elevated floor (set with 2 units)	BB-Nr: 1 690 401 008
Step protection: For placement during the platform adaptation, for protection of the sensors	BB-Nr: 1 690 701 045
Ramp kit for turntables (2 units)	BB-Nr: 1 690 701 052
Mobile trolley for wheel brackets, measurement boards	BB-Nr: 1 690 701 041
Measurement boards LWB (for wheelbases over 340 cm, 2 units rear)	BB-Nr: 1 690 701 012
Infrared-remote control (Set with sender and receiver)	BB-Nr: 1 690 502 001

Accessories Porsche wheel alignment*



Central locking VAS 6828*
Central locking with spoiler adapter, for the Porsche Carrera GT.

VAS 6828*

ASE 485 231 00 000*



Adapter VAS 6830 for central locking*
Adapter with distance ring for vehicles with central screw mounting: Porsche 911 Turbo from model year 2009 and Porsche 911 GT3 from model year 2010.

VAS 6830*

ASE 485 233 00 000*



Quick-clamping equipment VAS 6918*
Quick-clamping equipment for PORSCHE-chassis measurement, incl. Macan.

VAS 6918*

ASE 485 237 00 000*

VAS 6767:
 Perfectly compatible with the adjustment equipment
 VAS 6430 for testing and setting of driver-assistance systems.



**For ACC, lane departure warning system, front camera
 and night vision assistant:**

The adjustment device VAS 6430 is used for the adjustment of the sensor of the ACC-System, as well as for the calibration of the image sensor of the lane departure warning assistant. The DAS-measurement boards are contained in the standard delivery scope of the VAS 6767 wheel measurement system.


Features:

- Compatible with all VW-approved axle measurement devices
- Available for mobile or stationary execution
- Individual parts retrofittable e.g. for the setting of the night vision assistant

Available exclusively through VOLKSWAGEN AG.

VAG 1813 F / VAG 1995 K: Measurement with CCD technology. With wireless or cable transfer.

The CCD camera technology developed by Beissbarth forms a closed 360 degree measuring field around the vehicle. This ensures a permanent system control and high measurement precision.



Beissbarth CCD-precision:

- 360 degree all-round measuring field
- Finely-adjusted camber pendulum
- Automatic reference system



Clear measurement value indications with actual target value comparison and displayed indications make the measurement and adjustment easy.



Practical: The internal batteries charge themselves automatically on the cabinet by means of the socket pins.

Facts:

- For professional measurement according to Volkswagen provisions
- Also for driving assistance systems
- Network- and multimedia-capable through Windows operating system
- Standard with ASA interface
- Retrofittable with further OEM measurement routines
- Large live-measurement indication with displayed vehicle target values
- Animated adjustment directions facilitate the adjustment work on the chassis
- Track indicator in full-lock state as well as track- and camber display in raised state for comfortable track rod adjustment
- 8-track toe sensing system for a 360°-measuring field (important for vehicles involved in accidents)
- Permanent precision self-check of the device
- Comfortable run-out compensation
- Maximum efficiency in the measurement procedure through three selectable measurement routines: Program-controlled, quick measurement, random access for single value testing
- Vehicle target databank with original data of the VOLKSWAGEN and of more than 130 other OEMs

VAG 1813 F ASE 411 262 02 000

VAG 1995 K (without image) ASE 411 316 02 000

Engineering such as VAG 1813 F, but with cable-data transfer of the sensor without battery charging.

Accessories:

Slide-plate long (2 units required)	ASE 411 269 00 000
Slide-plate short (2 units required)	ASE 411 264 00 000
Drive on ramp (2 units required)	ASE 411 266 00 000
Plug-in pin 100 mm (set = 12 units)	ASE 411 295 00 000
Spacer pins-set 23" (Set = 12 units)	ASE 411 298 00 000
Cover for the turntable	1 690 402 001

Measurement possibilities **measurement-precision** **in measurement-value range**

1. Total toe (front + rear axle)	± 3'	± 2°
2. Individual toe (front + rear)	± 2'	± 2°
3. Camber (front + rear)	± 2'	± 3°
4. Wheel misalignment (front + rear)	± 2'	± 2°
5. Axle angle	± 2'	± 2°
6. Castor	± 4'	± 18°
7. Steering axis inclination	± 4'	± 18°
8. Toe out on turns	± 4'	± 20°
9. Castor-correction range	± 4'	± 7°
10. Wheel base difference	± 3'	± 2°
11. Side offset left/right	± 2'	± 2°
12. Track width difference	± 3'	± 2°
13. Axle offset (rear axle)	± 3'	± 2°

Technical data:

Can be implemented on axle measurement platforms.

Dimensions and weight:

Schrank mit	
Cabinet with sensors (HxWxD)	1,600 x 980 x 770 mm
Weight	80 kg

Power supply unit:

Input voltage	100 to 240 V AC (10A)
Input frequency	50 to 60 Hz
Output	0.5 kW

Radio system:

2.4 GHz (MHz 433),	Multichannel system
Motor vehicle storage locations:	unlimited

Measurable vehicles:

Passenger cars and light trucks	up to 3.5 t
---------------------------------	-------------

VAS 6595: Display measurement values on your own existing PC/laptop. This is how profitability is generated.

With this configuration, it is possible to combine an existing PC/laptop or diagnostic device of the VAS 6150 series with CCD measurement technology. This saves costs.



The standard trolley is designed for additional modules such as e.g. diagnostic testers.

Software-guided instructions with display in combination with the VAS 6430 adjustment equipment.

Facts:

- Multimedia system for professional passenger car measurement according to VOLKSWAGEN specifications
- Implementation also for the adjustment of driver assistance systems
- Measurement of all foreign vehicles also possible
- Data transfer with Bluetooth/USB 2.0
- System carriage designed for additional service modules, such as e.g. diagnostic testers
- Fast return on investment through use of existing hardware
- Software update through Internet www.beissbarth.com
- 8-track toe sensing system for a 360°-measuring field (important for vehicles that have been involved in accidents) and the precision self-monitoring of the device
- Wireless infrared CCD measurement technology and wireless data transfer (frequency 2.4 GHz)
- CCD-camera technology for maximum precision and repeatability of the measurement and chassis adjustment

VAS 6595

ASE 423 140 00 000

Accessories:

Slide-plate long (2 units required)	ASE 411 269 00 000
Slide-plate short (2 units required)	ASE 411 264 00 000
Drive on ramp (2 units required)	ASE 411 266 00 000
Plug-in pin 100 mm (set = 12 units)	ASE 411 295 00 000
Spacer pins-set 23" (Set = 12 units)	ASE 411 298 00 000
Cover for the turntable	1 690 402 001

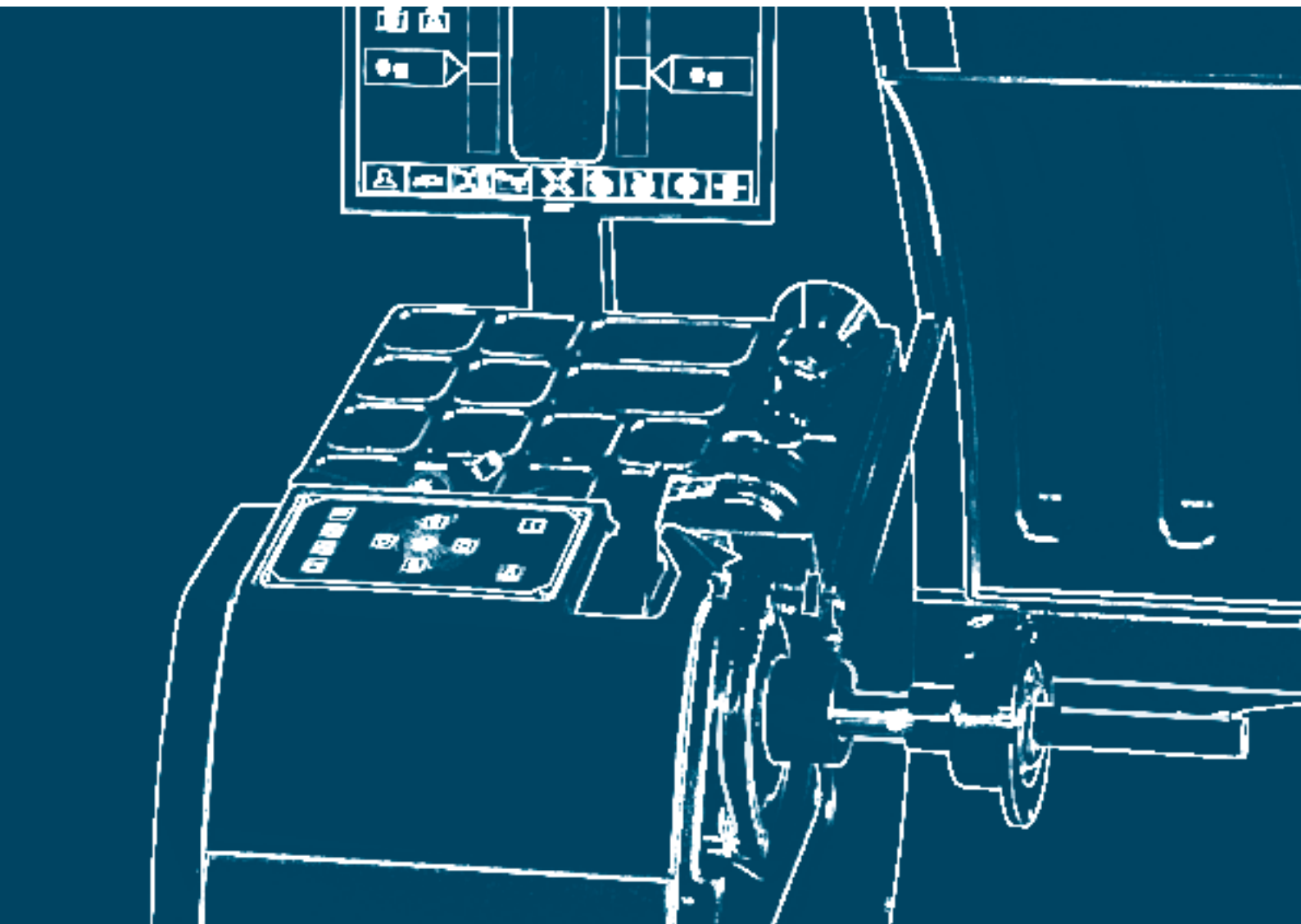


Economical entry-level solution for CCD wheel alignment

Wheel Balancers

VAS 741 051

VAS 741 049



Ensure outstandingly smooth running operation: wheel balancing machine in different performance classes.



VAS 741 051: Comfortable 19" TFT model, now with contact-free rim-width measurement.

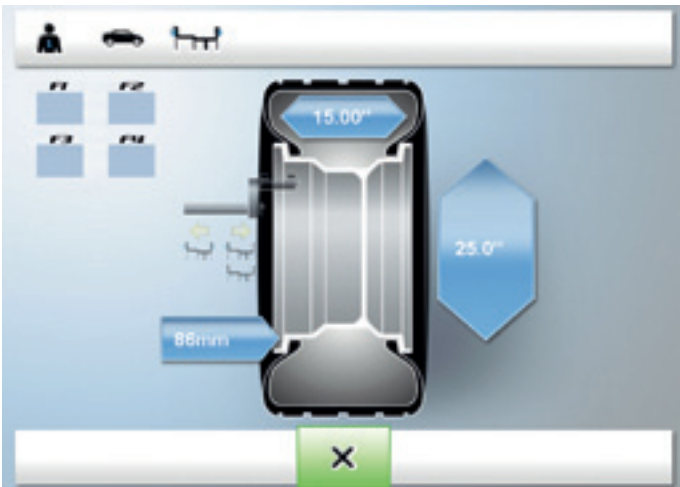
The software of this machine is based on an embedded Windows system and brings you the familiar, user-friendly graphic interface on the large 19" TFT-monitor. This makes it possible to work more quickly.



The pneumatic operation of the VAS 741 051 P is operated by a foot pedal (optionally).

Important

To accomplish an optimal balancing result, the precise clamping of wheels on wheel balancing machines is an important prerequisite. This requirement is fulfilled with the VW-specific flange, which means that the wheel is clamped to the balancer shaft using the Quick Plate.



The button press: automatic selection of the balancing program function.



Facilitates the work: Indication of the weight placement (hidden gluing) behind the spokes.

Facts:

- Easy Fix arm for accurate weight positioning
- 3 laser beams for manual weight positioning
- Ergonomic tray for weights, pliers and cones
- Patented LED light ring for a good view onto the inside of the rim
- Automatic and contact-free measurement of the rim width
- Direct selection of the 3 most important balancing routines
- Measurement within just 6 seconds
- New ASD – Automatic Spokes Detection – function (patent pending), the machine recognizes automatically the number of spokes
- New OSD – Optimization Static and Dynamic – function, for even more accurate and faster wheel balancing
- Electronic brake
- Pneumatic locking (optional)
- USB/printer ports
- Stop-on-Top function: The wheel automatically stops at the unbalance position
- Individually adjustable screensaver
- Balancing report can be printed

VAS 741 051

ASE 741 051 80 000

Pneumatic version is optionally available as special equipment.

Options/clamping tools for VAS 741 051 & VAS 741 049:



Spacers for light commercial vehicles (LCVs) (Ø 218 mm) (1 695 600 061)

Spacers for off-road applications incl. bolts (40 mm) and spacer ring with magnets (1 695 901 667)

VW centring sleeve 65-84 mm (1 695 000 073)

Large clamping cover (1 695 653 888)

Rubber ring (1 695 624 800)

Scope of delivery:

- Wheel balancer with 19" TFT screen
- Wheel protection
- Mechanic centring flange (pneumatic flange as an option)
- Cones: Mechanic centring flange with 3 cones (optional: pneumatic version with 4 cones)
- Weight pliers
- Calibration weight
- CE-certified operating manual
- Adhesive-weight remover
- Rim protection
- Light ring with laser pointer

Technical data:

Voltage supply	230 V 1 ph 50/60 Hz
Balancing speed (50 – 60 Hz)	218 – 262 rpm
Max. wheel weight	80 kg
Max. wheel diameter	1.200 mm
Max. wheel width	500 mm
Rim diameter	6" – 40" / 10" – 30" automatically
Rim width	1" – 24" / 1" – 15" automatically
Accuracy	1g/0.05 oz
Measuring time	6 s
Size (W x D x H)	1,730 x 1,380 x 1,915 mm

VAS 741 049: The smart medium class with digital display.

Also this medium class machine does fast wheel balancing in 6 seconds.
The weight is visualized through a double-LED display.
LED indicator arrows indicate the unbalance position.





Laser beams support accurate manual weight positioning.



The patented LED light ring ensures a good view onto the inside of the rim.

Facts:

- Easy Fix arm for accurate weight positioning
- 3 laser beams for manual weight positioning
- Ergonomic tray for weights, pliers and cones
- Patented LED light ring for an optimum view onto the inside of the rim
- Automatic and contact-free measurement of the rim width
- Direct selection of the 3 most important balancing routines
- Measurement within just 6 seconds
- New ASD – Automatic Spokes Selection – function (patent pending), the machine recognizes automatically the number of spokes
- Electronic brake
- Pneumatic locking (optional)
- USB/printer ports
- Stop-on-Top function: The wheel automatically stops at the unbalance position

VAS 741 049

ASE 741 049 80 000

Pneumatic version is optionally available as special equipment.

Scope of delivery:

- Wheel balancer with digital LED colour display
- Wheel protection
- Mechanic centring flange (pneumatic flange as an option)
- Cones: Mechanic centring flange with 3 cones (optional: pneumatic version with 4 cones)
- Weight pliers
- Calibration weight
- CE-certified operating manual
- Adhesive-weight remover
- Rim protection
- Light ring with laser pointer

Technical data:

Voltage supply	230 V 1 ph 50/60 Hz
Balancing speed (50 – 60 Hz)	218 – 262 rpm
Max. wheel weight	80 kg
Max. wheel diameter	1.200 mm
Max. wheel width	500 mm
Rim diameter	6"– 40" / 10" – 30" automatically
Rim width	1"– 24" / 1" – 15" automatically
Accuracy	1g/0.05 oz
Measuring time	6 s
Size (W x D x H)	1,730 x 1,380 x 1,915 mm



Clear symbols ensure easy operation and good readability of the measurement results.

Tyre Changers

VAS 741 035

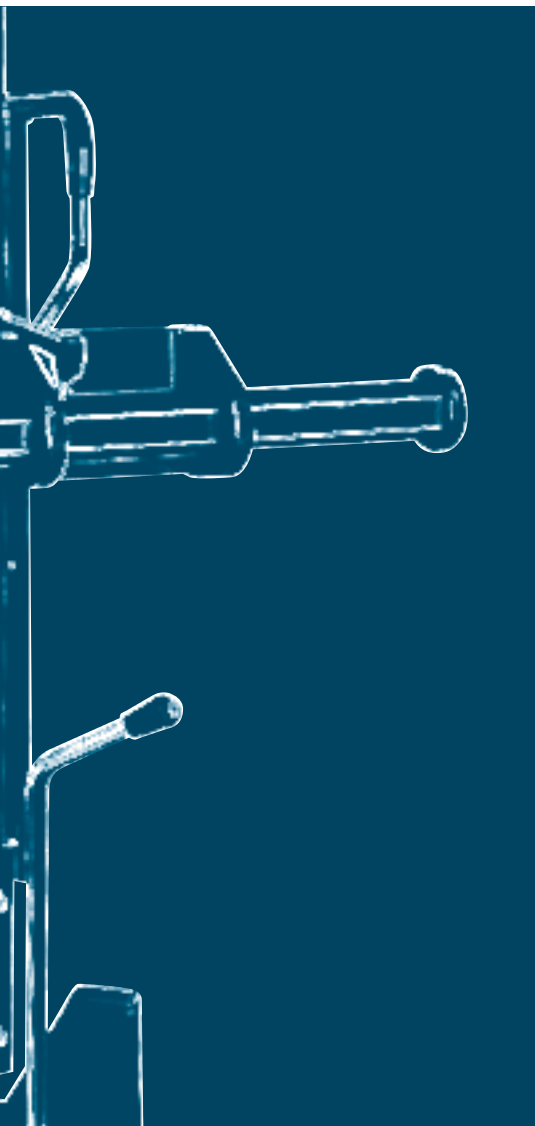
VAS 741 037

VAS 741 047

VAS 741 061



**Tyre changes fast and safe.
Equipment for every wheel
and every capacity.**



VAS 741 035: Tyre changer with tilting back pole for medium volume workshops.



Facts:

- Pneumatic positioning and locking of the mounting head
- Turntable features two different speeds
- Integrated pneumatic bead breaker with new design is easy on the rims
- Standard Tecnoroller NG assistance post eases fitting and removal of any type of tyre, even hard-to-handle UHP or RFT tyres, making the process even safer
- Synthetic protector with integrated retainer for tools and valves
- New standardised positioning of the control pedal
- Tyre inflation system (operated by a pedal on the side of the device)
- wdk-certified

VAS 741 035

ASE 741 035 80 000

Automatic rim separator and the bead breaker protect both rims and tyres.



VAS 741 037: Tyre changer with lever-free mounting head (“TLL”) for high volume workshops.



Facts:


- Optimised mounting arm allows safe fitting and removal of all types of tyres – particularly for UHP and RFT tyres.
- Comes with pneumatic mounting head positioning as a standard
- The mounting head for lever-free fitting allows perfectly taking along the rim profile and ensures the process to be easy on the bead.
- Comes with a dually adjustable bead reaker for tires with a width of up to 15” as standard
- Turntable with self-centring four-jaw chuck
- Aluminium clamping jaws allow internal clamping of steel rims without time-consuming modifications
- The turntable smooth-start feature ensures a perfect combination of performance and speed for an effective work flow
- The Tecnoroller NG assistance post eases work on UHP and RFT tyres speeding up the process at the same time. The joint arm being located that high eases working with the tyre bead.
- Tyre filling system (operated by a pedal on the side of the device)
- wdk-certified


VAS 741 037

ASE 741 037 80 000

The automatic mounting head makes tyre levers unnecessary and ensures automatic rim separation.

VAS 741 047: Tyre changer with central clamping and lever-free mounting head.





Lift mounted next to the bead breaker protecting the back.



Ergo Control: For comfortable bead breaking with ergonomic operator positioning.

Facts:

- G-frame design concept for a lasting, safe and functional design and best possible stability
- Mounting head for lever-free fitting for perfect taking along of the rim profile ensuring the process to be easy on the bead (wdk-approved)
- The mounting head always keeps a safe distance towards the rim
- Fitting post with a large diameter (140 x 140 mm) and with pneumatic locking
- Standard tyre inflation system for quick filling of tyres
- Central clamping system being easy on both tyres and rims
- Simple and quick clamping without much efforts
- The Ergo Control bead breaker allows an ergonomic working position during bead breaking
- The lever-based device control protects rims and tyres
- The assistance post ensures independent tool movement
- The double horizontal arm allows working with all tyre sizes and quick positioning, no spacer rings required.
- Thanks to the Side Lift NG wheel lift with integrated roller bed as part of the standard equipment, operators can always work ergonomically positioned

Scope of delivery:

- Tyre changer with assistance post and double horizontal arm
- Ergo Control
- Side Lift NG
- Tyre inflation system and IT air tank kit
- Storage kit
- TLL protection kit
- Rear TLL plastic protector
- Plastic protection for the bead breaker
- Bead breaker plate
- 2 x protection central clamping
- 2 x cone protection central clamping

VAS 741 061: Automatic 30" tyre changer Fitting and removal without tyre levers.



Intuitive with high level of technology, this equipment makes the job simple as you've never experienced.

The machine recognizes the dimension of the wheel by placing two laser pointers. Completely electromechanic, all movements are driven by motor inverters to guarantee precision and reliability.

Facts:

- Automatic 30" tyre changer
- Simple and accurate locking
- 2 laser pointers
- Unique tool system
- Smooth-start feature
- Fully electromechanical
- Intuitive controls
- Wheel lift

VAS 741 061

ASE 741 061 80 000



Wheel set up through two laser pointers

- 2 independent set up buttons:
 - Green one to set wheel diameter
 - Red one to set the wheel width
- Easy laser-point control

Bead Breaker Disks

- Double arm bead breaker system
- Hump shape pre-set
- Folding structure to save the wheel

Control panel (1)

Intuitive and user-friendly

Gauges for air filling

- Pressure gauge
- Compressed-air and oil gauge
- Air filling hose

Control console (2)

Control lever and buttons are arranged intuitively

Pedals (3)

- For speed regulation (smooth start) and tyre inflation
- Comfortable handling



Led bar & mirror:

- For a better view on the operation of the lower bead



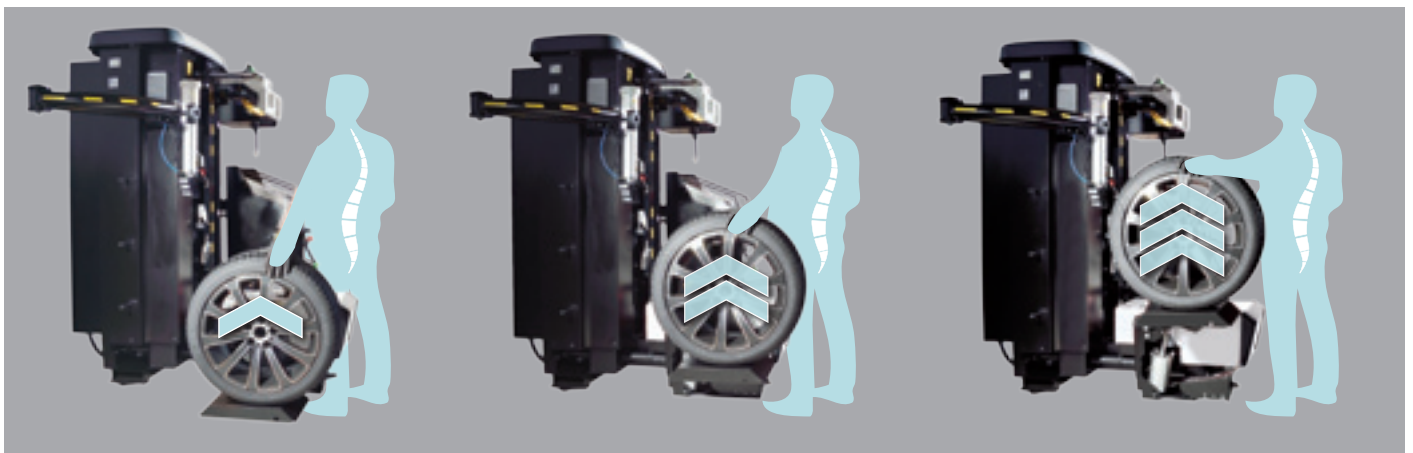
Center post clamping system, easy and precise locking system and color code to identify the locking stage



Insert

Press

Lock



Side lift: Allows working ergonomically positioned thus protecting the back and increases the productivity. For wheels of up to 80 kg.

Accessories:



External IT kit (booster)
for VAS 741- 035/ 037 / 047
(1 695 101 372)

Wheel clamping adaptor kit for
reverse mounted wheels
for VAS 741- 047 / 061
(1 695 107 439)

Lamborghini cone
for VAS 741- 047 / 061
(1 695 108 138)

Porsche cone
for VAS 741- 047 / 061
(1 695 108 139)



Side Lift NG
for VAS 741- 035 / 037
(1 695 107 467)

Pressing cone for outer clamping
for VAS 741- 035 / 037
(1 695 108 055)

Memory Ring
for VAS 741- 035 / 037
(1 695 107 490)

Technical data for all four machines

**VAS 741 035****VAS 741 037****VAS 741 047****VAS 741 061**


	VAS 741 035	VAS 741 037	VAS 741 047	VAS 741 061
Rim outer diameter	10" - 22"	12 - 28"	12" – 30"	12" – 30"
Rim inner diameter	12" - 25"	13 - 32"	-	-
Rim width	3" - 11"	4 - 15"	up to 15"	up to 16"
Max. rim diameter	1,000 mm	1,200 mm	1,200 mm	1,200 mm
Operating pressure	8-10 bar			
Bead breaking force	11,000 N	11,000 N	11,000 N	14,406 N
Rim-chuck plate -rotational speed	7/15 rpm	7/15 rpm	7/15 rpm	7/16 rpm
Drive motor	0.9 kW/1.25 kW	1.25 kW	1.25 kW	1.25 kW
Side lift	No	No	Yes	Yes
Wheel lift max. lifting weight	80 kg			
Electrical connection	3 x 400 V / 50 Hz	3 x 400 V, 50/60 Hz	1 Ph – 230 V 50 Hz	230 V 1ph 50 – 60 Hz
Measurements (WxHxD)	1,860 x 1,660 x 1,350 mm	1,450 x 2,295 x 2,060 mm	1,450 x 2,295 x 2,060 mm	1,880 x 1,850 x 1,750 mm
Workplace (DxW)	2,500 x 2,500 mm			
Weight	230 kg	385 kg	430 kg	600 kg
Coating	in VW grey RAL 7040			
Bead breaker opening angle	65 - 300 mm	75 - 401 mm	75 - 401 mm	up to 820 mm (32")
	Ergo Control			
Different rotational speeds	2	2	2	2

Vehicle Testing

VAS 6360

VAS 6765

VAS 6640



Service technology for the brakes and the chassis.
The standard BNet-technology of the test benches guarantees network capability and problem-free connection to a client-PC or the subsequent extension for the test section with chassis tester and tracking plates.




VAS 6360: Fully-automatic brake test bench up to 2,200 track width.

The VAS 6360 brake test bench merges comfort with excellent economy.
Through fast capturing of all measurement data at a glance and the possibility to
incrementally extend the test lane.



Standard:
Automatic all-wheel recognition.



Standard:
Test program for electronic parking
brakes.



Standard:
Super automatic operation from
running-in into the test rig up to the
moving out at the end of the test.



Standard:
Electromagnetic brake for easy drive
out from the test rig.

VAS 6765: For caravans and compact vans up to 2,800 track width.

Facts:

- Flexible and efficient for diagnostics and customer advice
- Extra slim analog display with BNet-device bus connection for flexible installation
- Especially clear presentation of overall braking and braking force difference
- With multicoloured indication field for the display of vehicle defects
- DMS-measurement technology for highest precision
- Galvanised roller set: Outside installation possible
- Brake rollers with plastic corundum coating: Durability and strong static friction for the tyres
- Rear test ring 25 mm superelevated: Best test conditions even with tyre sizes up to 28"
- Robust touch-roll unit makes installation as a mobile solution possible too
- ASA livestream interface (LAN) for connection of Test systems of the test organisations

VAS 6360 ASE 424 111 00 000

VAS 6765 ASE 424 117 00 000

Engineering like VAS 6360, however track width 800 - 2,800 mm.

Accessories:

Measurement display on BNet-PC-Station,

Windows XP, 19" TFT-Monitor

(order keyboard separately) 1 691 700 404

BNet-PC-connection for client-PC (USB)

incl. printing- and archiving software 1 691 601 028

PC-desk with printing tray 1 691 170 001

Mounting cassette for the roller set 1 691 602 115

Edge protection frame for the roller set 1 691 602 000

Technical data for both devices:

Drive output capacity	2 x 3.7 kW
Maximum excessive load	4 t
Maximum test load/axle	3.5 t
Test speed	2.7 km/h
Indicating range	0-8 kN
Nominal measurement range	7.5 kN
Minimum track width	800 mm
Maximum track width VAS 6360	2,200 mm
Maximum track width VAS 6765	2,800 mm
Roller diameter	205 mm
Roller width	700 mm
Roller width	1,000 mm
Roller superelevation	25 mm
Measurements of roller set VAS 6360 (W/L/D)	2,360 x 660 x 250 mm
Measurements of roller set VAS 6765 (W/L/D)	2,962 x 660 x 280 mm

VAS 6640: Chassis suspension tester. Easy and safe processes guarantee ease of use.

With this chassis tester, a quick and easy determination of the suspension quality on passenger cars and commercial vehicles with axle loads of up to 2.5 t is possible. The test procedure guarantees a high repeatability of the measurement values.



Facts:

- Indirect shock absorption according to the theta-principle with high reproducibility
- Boundary value display for qualification of shock-absorption components and corresponding replacement recommendation
- Automatic determination of axle and vehicle weight
- Axle weight can be used for brake force calculation on brake test stand
- Vehicle defects described in full
- Reference databank with vehicle history and generally determined approximate values
- The VAS 6640 can additionally be equipped with a noise search diagnostics module that identifies noises in the bodywork and the interior. Advantage: Overcomes the need for extensive road tests

The VAS 6640 Theta-principle for precision and high reproducibility.



Accurate, clear display of the determined values with amplitude for both absorbers.

The Beissbarth Theta chassis suspension testers work according to the resonance method. They analyse the energies of the overall oscillation system (wheels, axle and bodywork). Through a physical evaluation, the dimensionless Lehr's damping ratio (Damping grade "D"), is determined. This measurement principle generally applies as being highly precise in the workshop world.

VAS 6640 ASE 423 166 00 000

VAS 6640 Ord.-No. 1 692 106 695
with noise search function

Technical data:

Testable axle load	2.2 t
Excessive load	max. 2.5 t
Drive output capacity	2 x 1.1 kW
Induction lift	6.5 mm
Induction frequency	2 – 10 Hz
Maximum plate lift	approx. 70 mm
Min. track width	800 mm
Max. track width	2,200 mm
Measurement range damping ratio "D"	0.02 – 0.3
Measurements of ground type	2,320 x 800 x 280 mm
Total weight	approx. 650 kg

© VOLKSWAGEN AG
K-GVO-RW Konzern Vertrieb After Sales
Workshop equipment
P.O. Box 011/4915
38436 Wolfsburg/Germany

Internet
[www.erwin.volkswagen.de/Workshop Equipment&VAS Software/](http://www.erwin.volkswagen.de/Workshop-Equipment&VAS-Software/)
Katalog Betriebseinrichtungen und Spezialwerkzeuge

Only for internal use.
Technical changes reserved.
Version: April 2017

